



# Evaluation Report

AAMT 2013 Conference: Mathematics Launching Futures

# Participants' Survey

## Process of conducting survey

The survey was constructed by the AAMT office staff and consisted of 23 questions.

The questions were divided into key sections:

- General/membership
- Communication and service
- Registration process
- Program
- Social events and trade display
- Conference overall

The survey could be accessed from 9 August to 19 August 2013. An email with a link to tickAbox (an online survey tool), was sent to all participants.

152 responses were received from a total of 380 professional program participants. The response rate of 40% is considered very high and therefore the data is likely to be reliable.

The AAMT Council also discussed the conference at their July meeting, and their comments have been integrated into this report.

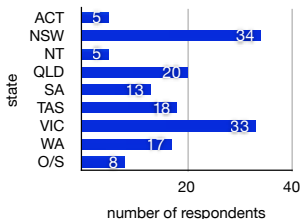
## Results of survey with comments

### General/memberships

**Survey Q1 - Are you a member of AAMT through you State/Territory association?**

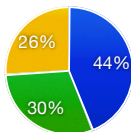
123 of the 152 who responded to the survey were members of AAMT through their State or Territory association.

**Survey Q2 - Where do you live?**

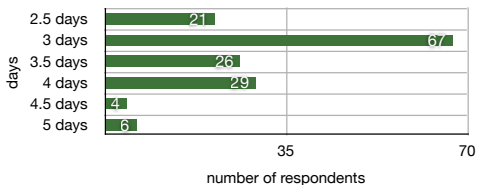


**Survey Q3 - How many AAMT Conferences have you attended?**

● 1    ● 2 or 3    ● 4 or more



#### Survey Q4 - What do you think would be ideal length of an AAMT conference?



There was a clear preference for a 3 day conference.

### Communication and Service

#### Survey Q5 - Did you find the information on the conference website useful?

Most participants found the information on the conference website useful (73%); but 25% thought there could have been an improvement. Less than 2% thought that the information was not useful.

#### Survey Q6 - Was the conference website easy to navigate?

Most participants found the conference website either easy to navigate (56%) or mostly easy (41%). A small minority of 3% did not find it easy to navigate.

#### Survey Q7 - Were the email updates helpful and timely?

Overwhelmingly, delegates found the email updates helpful and timely (86%) although 11% thought there could have been some improvement. The remaining 1% either did not find the email updates useful or did not receive them.

#### Survey Q8 - How do you rate the service you received (before and during the conference) from the conference organisers?

Again, the vast majority found the service either very helpful (71%) or satisfactory (27%). Only 2% thought it was not helpful.

#### Survey Q9 - Do you have any suggestions about how communication with participants can be improved?

Below are some suggestions.

- 'More useful social media such as Twitter and Facebook'
- 'Maybe a chat room where people could put questions'
- 'Greater clarification in the non-enrolment of the workshop sessions'
- 'Proposed timetable sent out earlier'

### Registration Process

#### Survey Q10 - The online registration was considered .....

Satisfactory with 75% finding it easy to use, 24% finding it generally OK and only 1% finding it hard to use.

#### Survey Q11 - The process for offering to present and submitting proceedings papers was .....

Also considered satisfactory with 64% finding it easy to use, 30% finding it generally ok and only 3% finding it hard to use.

#### Survey Q12 - Do you have any suggestions about how these processes could be improved?

Below are some comments.

- 'Provide a sample of a submission'
- 'Not so early to have submission in'
- 'Need to be able to upload multiple documents if need'
- 'These processes were very good, I was very pleased with the processes'

## Program

### Survey Q13 - The balance in the program between plenary sessions and concurrent sessions.

There was overwhelming agreement (86%) that the balance of the program between plenary sessions and concurrent sessions should stay the same. For those who think change is warranted, there was an even split between having more plenary sessions or more concurrent sessions.

### Survey Q14 - The joint day focused on bringing practice and research together. Please comment on what you see as the benefit of this.

The comments on the benefits of the joint day were extremely positive, with 61 of the 77 responses affirming that bringing practice and research together was an excellent part of the programming.

- 'I really liked this. I thought I would not find it useful, but discovered the opposite'
- 'This was the best day – it is important to stay up to date with current research'

Intermingled within the responses were some useful suggestions and further comments.

- '...theme the presentations in the way that the Alice Springs conference did...'
- '...better to invite some researchers to give research focused papers (plenary or semi-plenary) during the AAMT conference'
- '...some participants did not seem to understand that research presentations are by definition different to what teachers might expect'

Of the negative comments, almost all concerned the overlap of keynote presentations on the joint day. A number of people thought that this was a scheduling blunder, resulting from lack of communication between MERGA and AAMT, rather than a deliberate agreed strategy.

- 'The coordination with MERGA was poor and clashes occurred'

### Survey Q15 - Do you have any other comments about the professional program?

There were 35 responses broadly separated into four main areas.

The conference handbook was considered difficult to use and had some errors. The respondents felt that an overview of the program would have been very useful.

- 'The program booklet was very difficult to read'
- 'There were some clashes with times due to the Different [sic] venues'

There were several remarks about the concurrent program providing several sessions targeted towards the same audience. Some thought that the variety of the sessions did not suit their particular needs but others were very happy. There was comment on workshops not matching the given descriptions, and being more seminar style.

- 'Time slots seemed to often have sessions with similar themes running at the same time'
- 'Session quality was generally very high'
- 'Might need some workshops to be a bit more "modern"'
- '...too many parallel sessions...'

The quality of plenaries attracted contradictory comment.

- 'Some very good keynote speakers, especially Mike Askew, and the Japanese professor...'

Then there were a few comments that picked up on other aspects

- 'I didn't like the 1.5 hour sessions competing with the 45min sessions'
- '...more emphasis placed on the Hanna Neumann lecture'
- 'Would prefer all the talks in the one place, not separate buildings'

## Social Events

### Survey Q16 - Did you attend the conference dinner?

There were 58 'yes' and 94 'no' answers. There were 150 attendees on the night.

### Survey Q17 - I would prefer the conference dinner to be a special venue or a cheaper option?

Of the 125 who answered Q17, half concluded that a special venue was a good option for the dinner, whereas the other half would prefer the dinner to be a cheaper option.

### Survey Q18 - I would prefer the conference dinner to be included in the registration fee or an optional extra.

A majority (76%) would prefer the dinner to be an additional cost and not included in the registration fee.

### Survey Q19 - Did you have any comments about the social events?

Below are some comments about the social events.

- 'Reception was too far away from venue'
- 'Really good networking opportunity, found a strong sense of community'
- 'General consensus, was for the cost of the dinner at least a couple of drinks could have been included'
- 'Very beneficial as it was a great way of meeting new people'

## Trade Display

### Survey Q20 - Please comment on the benefit to you of the trade display.

Mixed comments were received. Some respondents found it quite useful but for a number it was irrelevant. There was negative comment about the trade packing up on Friday night before the happy hour.

- 'The trade displays were informative'
- 'I confess I didn't pay that much attention'
- 'Good but then they were not there when the Happy Hour was on'

## Conference Overall

### Survey Q21 - What are your views on the conference sessions?

There were 153 respondents to the question asking for attendees' views on the conference sessions, but as it was possible to tick more than one answer, there were 407 answers in the raw count. Positive comments ('Good variety of sessions', 'Plenty for me to choose from', 'Well prepared and presented', 'Informative and challenging') accounted for 83% of the replies. The negative comments ('Not enough of interest and appeal to me', 'Not particularly informative or relevant for me') accounted for 3%. The more neutral choice of 'True to the descriptions' accounted for 14%. Overall the responses indicate a high level of satisfaction with the conference program.

In the 'Other' section, the responses were the expected mix.

- 'Too many choices for concurrent sessions'
- 'Some afternoon sessions were way too long'
- 'Have already used some ideas gleaned in my classroom'

### Survey Q22 - How would you rate the conference overall?

There was a high level of satisfaction.

Year	Excellent	Good	Satisfactory	Poor
2013	53%	39%	7%	1%
2011	56%	33%	9%	2%

A comparison with 2011 responses is included for interest.

### Survey Q23 - Do you have any comments or suggestions?

There were 63 responses. Many reiterated previous thoughts but others were new.

The conference food received a great deal of praise but did not suit everyone.

- 'Food was FANTASTIC!'
- 'The standard of catering was superb!!!'
- 'As a very fussy eater I was disappointed with the catering'

There were a few comments about the venue.

- 'there was nowhere to sit to eat lunch'